

























LG Multi V
















P95 - P97

MULTI V 5

kW			1.5	2.2	2.8	3.6	4.5	5.6	6.2	7.1	8.2	9.0	10.6	12.3	14.1	15.8	22.4	28.0
Type	Btu/h		5k	7k	9k	12k	15k	18k	21k	24k	28k	30k	36k	42k	48k	54k	76k	96k
4 th generation Wall Mounted Unit	Artcool Gallery			●	●	●												
	Artcool Mirror		●	●	●	●	●	●		●								
	Standard		●	●	●	●	●	●		●		●	●					
4 th generation Ceiling Mounted Cassette	4 Way Cassette (570 x 570)		●	●	●	●	●	●	●									
	4 Way Cassette (840 x 840)									●	●	●	●	●	●			
	4 Way Cassette High Sensible (840 x 840)			●	●	●	●	●		●	●		●	●	●			
	Round Ceiling Cassette									●			●		●			
	2 Way Cassette				●	●		●		●								
	1 Way Cassette			●	●	●		●		●								
4 th generation Ceiling Concealed Duct	Mid / High Statics			●	●	●	●	●		●	●		●	●	●	●	●	●
	Low Statics		●	●	●	●	●	●	●	●								
	High Sensible			●	●	●	●	●		●	●		●	●	●			
4 th generation Fresh Air Intake Units															●		●	●
4 th generation Ceiling & Floor Convertible Unit					●	●												
4 th generation Ceiling Suspended Unit								●		●			●		●			
4 th generation Console				●	●	●	●											
4 th generation Floor Standing Unit	Floor Standing Unit with Case			●	●	●	●	●		●								
	Floor Standing Unit without Case			●	●	●	●	●		●								
4 th generation HYDRO KIT	Low Temperature													●				●
	High Temperature													●			●	
4 th generation Energy Recovery Ventilator with DX Coil	with Humidifier						●			●		●						
	without Humidifier						●			●		●						

LG Multi V
LG Multi V

1

Type	Features	Appearance	PK / CV
MULTI V S	<ul style="list-style-type: none"> • Dual sensing control • Large capacity ODU (Up to 26HP) • Continuous Heating • Ocean black fin heat exchanger • Ability to function as HP or HR • Flexible installation with heat recovery unit and large capacity • For large space, high rise building and individual control building 		8-12
			12-26
			22-48
			50-72
			74-96
MULTI V S	<ul style="list-style-type: none"> • Saves floor space • Flexible design applications <ul style="list-style-type: none"> - Slim, light and wide line up (4 ~ 12HP) - Combination of indoor unit (Up to 20 Units) • For Small / Medium building 		4-5
			4-8
			8-12
MULTI V S Heat Recovery			6
MULTI V M	<ul style="list-style-type: none"> • High flexibility of installation • Quiet operation • Various indoor unit combinations & Long distance between modules 		5
MULTI V WATER IV Heat Pump / Heat Recovery	<ul style="list-style-type: none"> • High efficiency system regardless external conditions • Indoor installation product • Quiet unit noise level (No fans) • For Water sourced system, High rise building and Aesthetic building • Cooling and heating at the same time • Minimizing energy cost by water sourced heat recovery system • For individual control building 		8 / 10 / 14 / 20
			16 / 18 / 22 / 24 / 28 / 30 / 34 / 40 /
			42 / 44 / 48 / 50 / 54 / 60
			62 / 64 / 68 / 70 / 74 / 80
MULTI V WATER S	<ul style="list-style-type: none"> • Compact size • Light weight • For Residential and Commercial building 		6